



SPARE PARTS





Pump spare parts

Current spare parts for vehicle-mounted pumps and portable pumps.
Further parts on request.

227007 Ball valve D DN 50, PN 16

with thread G 2 1/2" and with square flange, incl. size B coupling

745231 Ball valve DN 32, PN 16, right, with grip

with thread G 1 1/4" and with square flange

165131 Grip for operating lever

174423 Shift lever for ball valve NW 50

754662 Shaped ring NW 50 for ball valve AWG

100144 Round sealing ring 110x135x23 for suction cover FP 16/8

754661 Shaped ring NW 32 for ball valve DN 32 AWG*

651103 Pressure valve B, G 2 1/2"

with thread G 2 1/2" for size B coupling and with square flange

102748 Pressure valve size B with square flang

651123 Valve plate for pressure valve size B

753611 O-ring 93x3*

651122 Valve spindle RD 20x1/8"

112548 Ball valve DN 10/PN 15

Thread M 16x1,5.

234601 Spindle seal



227007



745231



165131



174423



754662



100144



651103



102748



651123




651122



112548



234601



651121



651124



505217



205268



1021470



1021473



746127



746459



746126



167009



167010



159639

651121 Pressure spring B 0,8x9,7x118

651124 Locking pin for pressure valve

505217 Locking plate inside

205268 Square sealing 75x110x3

1021470 Pressure gauge E 0/25 bar

Ø: approx. 85 mm

1021473 Pressure gauge E -1/0/25 bar

Ø: approx. 85 mm

746127 Pressure gauge E 0/25 bar

with chrome ring and trim. Thread M20x1,5. Ø: approx. 85 mm

746459 Pressure gauge E -1/0/25 bar

with chrome ring and trim. Thread M20x1,5. Ø: approx. 85 mm

746126 Pressure gauge E 0/60 bar

with chrome ring and trim. Thread M20x1,5. Ø: approx. 85 mm

167009 Pressure gauge E 0/25 bar

Thread M20x1,5. Ø: approx. 85 mm

167010 Pressure gauge E -1/0/25 bar

Thread M20x1,5. Ø: approx. 85 mm

159639 Pressure gauge E 0/25 bar

Face black, thread M20x1,5. Ø: approx. 80 mm





159641 Pressure gauge E 0/60 bar

Face black, thread M20x1,5. Ø: approx. 80 mm

159640 Pressure gauge E 1/0/25 bar

Face black, thread M20x1,5. Ø: approx. 80 mm

109691 Pressure gauge E 0/60 bar

with chrome ring 1/4".

162779 Pressure gauge E 0/10 bar

Face black, thread M12x1,5, scale up to 6,5 bar red, from 7 bar onwards white. Ø: approx. 54 mm

162778 Pressure gauge E 0/10 bar

Face black, thread M12x1,5, scale up to 3 bar white, from 3,5 bar onwards red. Ø: approx. 54 mm

140015 Working hour meter 12/24 V

214174 Fuel level gauge 0 - 1/1, 1 ... 5 V

120838 Rpm gauge 0 - 6000 rpm, 12 V

744601 Strainer size CS

744665 Suction strainer size B

651102 Suction strainer size A

100145 Circlip 130x136x3 for suction strainer size A



159641



159640



109691



162779



162778



140015



214174



120838




744601



744665



651102



100145



742421



651108



159593



192858



651109



100413



111397-S



181008-S



136381-S

742421 Circlip 60x65x2,5 for suction strainer size B

651108 Fuel valve M16x1

for TS 8/8 VW with Boxer engine type 122 or type 126, built from 1968 onwards.

159593 Replacement valve without filte

for TS 8/8 Ultra-Light.

192858 Replacement valve without filte

651109 Adjusting screw M6x35 with nut

100413 Filler cap for fuel tank

for all TS 8/8.

098810 Pump grease, 400 g cartridge*

111397-S Set of sealings for Trokomat up to 1996

181008-S Set of sealings for Trokomat from 1996 onwards

113031-S Set of sealings for TS 8/8-1, type 81*

116877-S Set of sealings for TS 8/8-2 + TS 16/8, type 81*

196419-S Set of sealings for TS 8/8-1 Ultra-Light*

196673-S Set of sealings for TS 8/8-1 Ultra-Power*

196014-S Set of sealings for FP 8/8-1 V12*

140882-S Set of sealings for FP 8/8-1 V20*

196028-S Set of sealings for FP 16/8-1 V19 BZS*

196071-S Set of sealings for FP 16/8-1 H from 06/1982 onwards*

125262-S Set of sealings for FP 16/8-1 H up to 05/1982*

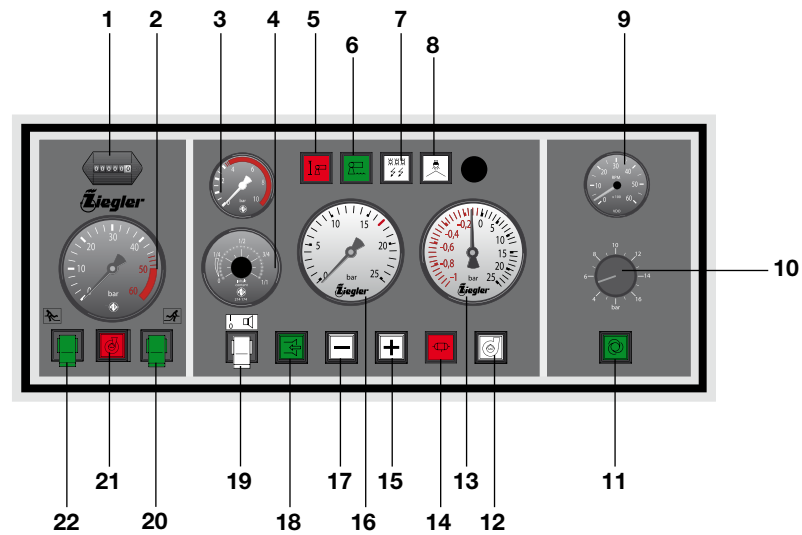
196072-S Set of sealings for FP 16/8-1 HH from 06/1982 onwards*

196074-S Set of sealings for FP 16/8-1 HH up to 05/1982*

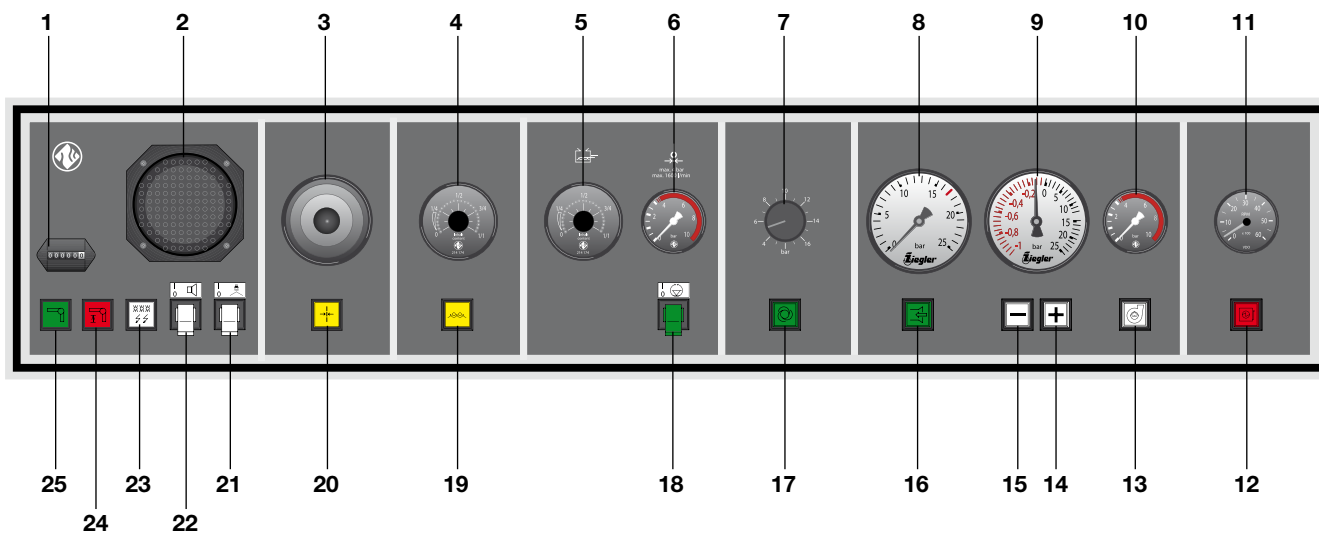
196433-S Set of sealings for FP 2,5/40 from 1998 onwards*

136381-S Set of sealings for pressure valve B





140015	1	Running hour meter Centrifugal Fire Pump	167009	16	Overpressure gauge output normal pressure pump
159641	2	Overpressure gauge output high pressure pump	145094-S	17	Push-button reduce motor revolutions
162778	3	Overpressure gauge tank filling line	196767-S	18	Push-button pumping ON/OFF
214174	4	Level indicator water tank	223250-S	19	Toggle switch loudspeaker radio ON/OFF
188358-S	5	Control lamp turret extended	223223-S	20	Toggle switch rapid intervention equipment right
206334-S	6	Push-button gun feed line OPEN/CLOSED	145098-S	21	Control lamp high pressure pump ON
201880-S	7	Push-button Tri-Blitz ON/OFF	223222-S	22	Toggle switch rapid intervention equipment left
201852-S	8	Push-button roof light ON/OFF			
120838	9	Running hour meter Centrifugal Fire Pump			
174629	10	Rotary regulator TOURMAT D			
115272-S	11	Push-button TOURMAT D ON/OFF			
115291-S	12	Push-button Centrifugal Fire Pump ON/OFF			
167010	13	Overpressure/underpressure gauge pump suction side			
201851-S	14	Control lamp compressed air system			
145096-S	15	Push-button increase motor revolutions			



140015	1	Running hour meter Centrifugal Fire Pump	197913-S	16	Push-button pumping ON/OFF
1039279	2	Loudspeaker radio	115272-S	17	Push-button TOURMAT D ON/OFF
	3	Joystick lamp bridge light pole*	223249-S	18	Toggle switch level control - water container OFF
214174	4	Level indicator foam tank	196774-S	19	Push-button foam OPEN/CLOSED
214174	5	Level indicator water tank	167936-S	20	Push-button zero position lamp bridge
162778	6	Overpressure gauge tank filling line	223251-S	21	Toggle switch roof light ON/OFF
174629	7	Rotary regulator TOURMAT D	223250-S	22	Toggle switch loudspeaker ON/OFF
167009	8	Overpressure gauge output normal pressure pump	201880-S	23	Push-button Tri-Blitz ON/OFF
167010	9	Overpressure/underpressure gauge pump suction side	188358-S	24	Control lamp turret extended
162779	10	Overpressure gauge compressed air system	148730-S	25	Push-button gun feed line OPEN/CLOSED
120838	11	Speed counter Centrifugal Fire Pump	193926		Loudspeaker grid cover
	12	Main switch firefighting system	108328		Loudspeaker
115291-S	13	Push-button Centrifugal Fire Pump ON/OFF	167009		Pressure gauge
145096-S	14	Push-button increase motor revolutions	167010		Pressure gauge
145094-S	15	Push-button reduce motor revolutions	220311		Panel for pump module
			189281		Bracket for modular pump control panel BKT
			196756-S		Main switch for expansion stages

* Further information on request!



Profile system 4

Suitable to build variable fixtures. All profiles are pressed-finish design. Special cuts possible on request against extra charge.

152112 Rail profile 45x17, not anodized, length 6000 m

Profile system 45 - rail profile 45x17, for variable locker partitions

152111 Rail profile 45x32, not anodized, length 6000 m

Profile system 45 - rail profile 45x32, for variable locker partitions

152110 Rail profile 45x45, not anodized, length 6000 m

Profile system 45 - rail profile 45x45, for variable locker partitions

178929 Partition profile, not anodized, length 6000 m

Profile system 45 - partition rail profile 45x103 for partitions

152106 Cover profile for rail, for profile system 4

163820 Carrier fixation compl. 4x M8, for profile system 4

Angle plate 50x50 with fixing material

202711 Carrier fixation compl. 2x M8, for profile system 4

Angle plate 35x30 with fixing material

179285 Angle plate 50x30x25 mm for Torx, M8 with 3 counterbores

Profile system 45 - angle plate 50x30x25 with 3 counterbores M8, without fixing material

198532 Angle plate 80x53x28 mm right, M8 with 3 counterbores 28 - 25


Profile system 45 - angle plate displaced to the right 80x53x28 mm.

179283 Angle plate 50x50x25 mm for Torx, M8 with 4 counterbores

Profile system 45 - angle plate 50x50x25 with 4 counterbores M8, without fixing material



152112



152111



152110



178929



152106



163820



202711



179285



198532



179283





198530



202314

198530 Angle plate 80x53x28 mm left, M8 with 3 counterbores 28 - 25

Profile system 45 - angle plate displaced to the left 80x53x28 mm.

202314 Angle plate 35x30x25 mm for Torx, M8 with 2 counterbores

Profile system 45 - angle plate 35x30x25, without fixing materia

203638 Angle plate 40x30x25 mm for Torx, M6 with 1 counterbore Ø 6,5

Profile system 45 - angle plate 40x30x25, without fixing materia



203638



171534

171534 Carrier fixation compl. 3x M8, for profile system 4

Angle plate 50x30 with fixing material

152098 Floor fixation compl. 45x17 for profile system 4

152097 Floor fixation compl. 45x32 for profile system 4

152096 Floor fixation compl. 45x45 for profile system 4

176301 Floor fixation compl. 45x75 for profile system 4



152098



152097

225725 Corner piece, pre-assembled, for profile system 4 with fixing material

225727 Connecting strap, pre-assembled, for aluminium superstructure

225726 Variable connector, pre-assembled, for profile system 4 with fixing material

152100 Hammer head nut M5 for profile system 4 for inserting and connecting.

152099 Hammer head nut M6 for profile system 45 for inserting and connecting.

152101 Hammer head nut M8 for profile system 45 for inserting and connecting.



152096



176301



225725



225727



225726



152100





175032 Countersunk head screw M6x12

with Torx drive and Tuflok coating to secure the screw.

175033 Countersunk head screw M6x16*

with Torx drive and Tuflok coating to secure the screw.

175036 Countersunk head screw M8x12*

with Torx drive and Tuflok coating to secure the screw.

175034 Countersunk head screw M8x16*

with Torx drive and Tuflok coating to secure the screw.

158607 Insert 25x25x3 mm with counterbore for M6, for profile system 45

with counterbore for M6 flat-head screws.

174624 Insert 25x25x3 mm without counterbore for M8, for profile system 4

without counterbore for M8 flat-head screws.

204511 Insert 30x30x4 mm without counterbore for M8, for profile system 45

without counterbore for M8 flat-head screws.

152095 Clamp spring for slot nut

for exact positioning of the hammer head nut.

210159 Cover plate for rail 45x32 mm, for profile system 4

173178 Cover plate for rail 45x17 mm, for profile system 4

210845 Cover plate for rail 45x45 mm, for profile system 4


178630 Fixing sheet for strap 60x45 mm

182193 Fixing sheet for strap 50x25 mm

223718 Fixing sheet for strap 50x45 mm



175032



158607



174624



152095



210159



173178



210845



178630



182193



223718





229244



205077

■ Brackets for breathing apparatus and spare cylinders

Slide for BA-units of extruded sections with ball guides and longitudinal slots for variable mounting. At individual orders the corresponding space required has to be demanded in advance. Customized orders cannot be returned.

208705 Slide, length 504 mm, total length 543 mm, extruded section, Accuride rail*

of extruded sections, carrying load max. 140 kg. With longitudinal slots for variable mounting. Dim. (total lengthxWxH): approx. 543x330x84,5 mm

229244 Slide, length 504 mm, total length 543 mm, width 454 mm

Heavy-duty version. Carrying load max. 220 kg. Dim. (total lengthxWxH): approx. 543x454x84,5 mm

203648 Slide, length 540 mm, total length 579 mm*

of extruded sections, carrying load max. 140 kg. Dim. (total lengthxWxH): approx. 579x330x84,5 mm

229422 Slide, length 540 mm, total length 579 mm, width 454 mm*

Heavy-duty version. Carrying load max. 220 kg. Dim. (total lengthxWxH): approx. 579x454x84,5 mm

205077 Slide, length 654 mm, total length 693 mm

of extruded sections, carrying load max. 140 kg. With longitudinal slots for variable mounting. Dim. (total lengthxWxH): approx. 693x330x84,5 mm

229246 Slide, length 654 mm, total length 693 mm, width 454 mm*

Heavy-duty version. Carrying load max. 220 kg. Dim. (total lengthxWxH): approx. 693x454x84,5 mm

218052 Slide, length 704 mm, total length 743 mm*

of extruded sections, carrying load max. 140 kg. With longitudinal slots for variable mounting. Dim. (total lengthxWxH): approx. 743x330x84,5 mm

1016481 Slide, length 704 mm, total length 743 mm, width 454 mm*

Heavy-duty version. Carrying load max. 220 kg. Dim. (total lengthxWxH): approx. 743x454x84,5 mm

205325 Slide, length 806 mm, total length 845 mm*

of extruded sections, carrying load max. 140 kg. With longitudinal slots for variable mounting. Dim. (total lengthxWxH): approx. 845x330x84,5 mm

1010776 Slide, length 806 mm, total length 845 mm, width 454 mm*

Heavy-duty version. Carrying load max. 220 kg. Dim. (total lengthxWxH): approx. 845x454x84,5 mm

229247 Slide, length 908 mm, total length 947 mm, width 454 mm*

Heavy-duty version. Carrying load max. 220 kg. Dim. (total lengthxWxH): approx. 947x454x84,5 mm

203656 Slide, length 958 mm, total length 997 mm*

of extruded sections, carrying load max. 140 kg. Dim. (total lengthxWxH): approx. 997x330x84,5 mm

203661 Slide, length 1060 mm, total length 1099 mm*

of extruded sections, carrying load max. 140 kg. Dim. (total lengthxWxH): approx. 1099x330x84,5 mm





242603 Slide, length 1060 mm, total length 1099 mm, width 454 mm*

Heavy-duty version. Carrying load max. 220 kg. Dim. (total lengthxWxH): approx. 1099x454x84,5 mm

204856 Slide, length 1137 mm, total length 1176 mm*

of extruded sections, carrying load max. 140 kg. With longitudinal slots for variable mounting. Dim. (total lengthxWxH): approx. 1176x330x84,5 mm

229249 Slide, length 1137 mm, total length 1176 mm, width 454 mm*

Heavy-duty version. Carrying load max. 220 kg. Dim. (total lengthxWxH): approx. 1176x454x84,5 mm

229243 Slide, length to customer specification, width 454 mm

Heavy-duty version. Carrying load max. 220 kg. Special design on request. Width: approx. 454 mm, height: approx. 84,5 mm

203477 Slide for BA, length 540 mm

Rigid, for two BA units. Without BA brackets 218863. Length: approx. 540 mm

1021555 Slide for BA, length 654 mm*

Rigid, for two BA units. Without BA brackets 218863. Length: approx. 654 mm

1025779 Slide for BA, length 806 mm*

Rigid, for four BA units. Without BA brackets 218863. Length: approx. 806 mm

1003059 Slide for BA, length 956 mm*

Rigid, for two BA units or 4 spare cylinders. Without BA brackets 218863.

194631 Slide for BA, length 1060 mm*

Rigid, for 4x 6/6,8 l units, 2-side withdrawal. Length: approx. 1060 mm

203563 Slide for BA, length 538 mm

Pivoting, for two BA units. Without BA brackets 218863. Length: approx. 540 mm

203581 Slide for BA, length 538 mm

Pivoting/hinged, for two BA units. Without BA brackets 218863. Length: approx. 540 mm

203564 Slide for BA, length 538 mm*

Rotatable/rigid, for two BA units (no 2-cylinder units). Without BA brackets 218863. Length: approx. 540 mm

1016005 Slide for BA, length 504 mm

Hinged, narrow design. Length: approx. 504 mm

1016003 Slide for BA, length 504 mm*

Hinged, with connecting bar. Length: approx. 504 mm

203509 Slide, length xxxx, total length xxxx*

of extruded sections, carrying load max. 140 kg. Width: approx. 330 mm

194246 Slide for BA, rigid



203477



203563



203581



1016005



194246



202595



194450

202594 Slide for BA, pivoting, hinged*

202595 Slide for BA, pivoting

194450 Frame for BA, length 340 mm

Dim.: approx. 340x200x450 mm

194448 Frame for BA, length 538 mm

Dim.: approx. 538x200x450 mm

200692 Frame for BA, length 730 mm

Dim.: approx. 730x200x495 mm

194449 Frame for BA, length 910 mm

Dim.: approx. 910x200x450 mm

212073 Frame for BA*

Length: 1058 mm



194448



200692

196663 Bracket for 4 BA cylinders, 2x 2 cylinders, version A*

218725 Storing device for replacement cylinders, 2x 2 cylinders
for 4x 6 or 6,8 l cylinders, horizontal. Dim.: approx. 645x360x410 mm

218703 Storing device for replacement cylinders, 1x 4 cylinders, 6 l cylinders

for 4x 6 or 6,8 l cylinders, horizontal. Dim.: approx. 645x635x200 mm

201127 Frame for storing device for replacement cylinders

4 l, 6 l, 6,8 l vertical (without BA brackets 218863).

208900 BA bracket, pipe Ø 20 mm

adjustable to accommodate one- or two-cylinder units with steel cylinders, backward seating. Dim.: approx. 1000x560x250 mm



194449



218725



218703



201127



208900

* without illustration





208901 Frame for back rest and head rest, round pipe Ø 20 mm

Dim.: approx. 1000x400x310 mm

218863-S Bracket compl. for BA unit*

153374 Head rest

of PU-foam. Dim.: approx. 256x50x250 mm. We recommend to order as well 2 protective covers for backrest and headrest (art. no. 114253)!

122172 Back rest

Dim.: approx. 400x240x90 mm. We recommend to order as well 2 protective covers for backrest and headrest (art. no. 114253)!

110063 Seat of integral foam for driver/crew cabin

Dim.: approx. 410x380x70 mm. We recommend to order as well 2 protective covers for backrest and headrest (art. no. 114253)!

224506 Storage box driver/crew cabin


Dim.: approx. 415x360x320 mm

224511 Working table, folding

Dim.: approx. 1015x440x190 mm



208901



153374



122172



110063



224506

Audible and visible warning systems

To install the units partially a set of controls will be required. The units include type-specific parts, however, no installation material. Units of other manufacturers, other types and various configurations on request.

210442 Flashing light type 40, rectangular, blue, 12 V*

with spiral cable and vehicle plug.

210441 Flashing light type 40, rectangular, blue, 24 V*

with spiral cable and vehicle plug.

204291 Holder for front flashing light, type 40 pic

1016993 Double flash warning system type 40, LED



224511



204291



1016993



1038670

1038670 LED front flasher Sputnik Nano

9 - 32 V, without mounting wedge.

1057738 LED front flasher Sputnik Nano

9 - 32 V, with mounting wedge.

1076633 Support front flash Sputnik Nano

1039053 Flashing light type 40 pico, rectangular, yellow, 24 V LED

1010685 Holder for front flashing light, RAL 9010

1010686 Holder for front flashing light, RAL 3000

1010687 Holder for front flashing light, RAL 3024



1039053



198425

198424-S Siren unit, 4-part, 12 V, installation kit*

with: 1 electric blower, 4 bells, 10 m air hose, 2 angle brackets, 2 roof lead-throughs, 1 relay. Without installation material.

198425-S Siren unit, 4-part, 24 V, installation kit

with: 1 electric blower, 4 bells, 10 m air hose, 2 angle brackets, 2 roof lead-throughs, 1 relay. Without installation material.



1052828



1052829

1052828 Compressor for siren 12 V, type 2297 GM

1052829 Compressor for siren 24 V, type 2297 GM

1033737 Bell for siren, 1 set, 4-part

1033738 Bell for siren, 2-part, a-long, a-short

1033739 Bell for siren, 2-part, d-long, d-short



1033737



1033738

055724-S Special oil for siren unit*

198426-S Fiamm horn unit, 4-part, 12 V, installation kit*

with: 1 electric blower, 4 bells, 10 m air hose, 2 angle brackets, 2 roof lead-throughs, 1 relay. Without installation material.

198427-S Fiamm horn unit, 4-part, 24 V, installation kit*

with: 1 electric blower, 4 bells, 10 m air hose, 2 angle brackets, 2 roof lead-throughs, 1 relay. Without installation material.



1033739

Round beacon lights and warning units on request!





■ Lightmast, lamp holder and attachments

Various types as well as installation and dismounting versions are possible.

1025466 Pneumatic lightmast 5 m, to mount on rear wall with swivelling wall

Manually rotatable, electrically inclinable.

1024919 Crank handle lightmast 5 m, to mount on rear wall with swivelling wall

Manually rotatable, electrically inclinable.

1025469 Crank handle*

for electrically rotatable and inclinable lightmast, 5 m, VW, Köttgen, masthead Fireco.

1027783 Pneumatic lightmast 4,6 m, Fireco, masthead with junction box*

Electrically rotatable and inclinable, retracted height 1395 mm.

211254 Pneumatic lightmast 2,4 m, with hand pump

Retracted height 1150 mm, extended height 2400 mm. 3 sections. Rotatable. Inside cable 4x1,5 with cable exit downwards.

1013644 Lamp holder for 4 - 6 xenon

1009352 Manual control device for lightmast

Lamp bridge control. Dim.: approx. 270x110x90 mm

222644 Bracket for control device for lamp holder

1049174 Fitting for swivelling equipment wall*

for light mast RAL 3000.

123250 Spiral cable 7x1,5 mm² of PU

Extended length: 6 m

123249 Spiral cable 5x1,5 mm² of PU

Extended length: 6 m

Spotlights

art. no. 222308 and 222310 pls. see page 755.



1025466



1024919



211254



1013644



1009352



222644



123250



123249



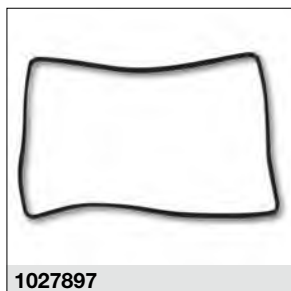
1017156



1022148



1012740



1027897



1027893



474111



474308



216839

1017156 Spiral cable 3x2,5 mm² H077BQ-F

1022148 Plane projector 1000 W - Zenith

1022389 Plane projector 1500 W - Zenith*

1026449 Replacement bulb 12 V/24 V, xenon*
35 Watt.

1012740 Replacement pane for spotlight 1000 W

1005031 Replacement pane for spotlight 1500 W*

1027897 Sealing for spotlight 1000 W

1027898 Sealing for spotlight 1500 W*

1027893 Replacement bulb 220 - 230 V for spotlight 1000 W

1027894 Replacement bulb 220 - 230 V for spotlight 1500 W*

474111 Plug and socket safety device IP 68

for AC, 2-pole, pressure water-tight, IP 68, with bayonet retaining ring and protective cap.

474308 Safety adaptor

■ Ladder gantries

Ladder frame scaling ladder

Of aluminium, with infinitely adjustable mounting feet, thus the ladder frame can be optimally adjusted.

216839 Ladder gantry, 4-part, scaling ladder for roof box mounting



216841 Ladder gantry, 4-part, scaling ladder, length of superstructure from 3480 mm

of aluminium. Mounting feet infinitely adjustable in height. All scaling ladder gantries are approx. 660 mm wide (measured across the mounting feet). Total width incl. mounting bracket for pike pole: approx. 770 mm

216915 Ladder gantry, 4-part, scaling ladder, length of superstructure from 3380 mm*

of aluminium. Mounting feet infinitely adjustable in height. All scaling ladder gantries are approx. 660 mm wide (measured across the mounting feet). Total width incl. mounting bracket for pike pole: approx. 770 mm

216918 Ladder gantry, 4-part, scaling ladder, length of superstructure from 3380 mm*

of aluminium special version right. Mounting feet infinitely adjustable in height. All scaling ladder gantries are approx. 660 mm wide (measured across the mounting feet). Total width incl. mounting bracket for pike pole: approx. 770 mm

216925 Ladder gantry, 3-part, extension ladder, roof box from 2645 mm*

of aluminium. Mounting feet infinitely adjustable in height. All extension ladder gantries are approx. 660 mm wide (measured across the mounting feet). Total width: approx. 670 mm

216924 Ladder gantry, 3-part, extension ladder, length of superstructure from 2880 mm - 3379 mm*

of aluminium. Mounting feet infinitely adjustable in height. All extension ladder gantries are approx. 660 mm wide (measured across the mounting feet). Total width: approx. 670 mm

216935 Ladder gantry, 3-part, extension ladder, length of superstructure from 3380 mm*

of aluminium. Mounting feet infinitely adjustable in height. All scaling ladder gantries are approx. 660 mm wide (measured across the mounting feet). Total width: approx. 670 mm

234373 Ladder gantry, 4-part, scaling ladder, hinged

234372 Ladder gantry, extension ladder, hinged

1024183 Ladder gantry, multi-function ladder, 2-part, for roof box mounting*

229784 Ladder gantry for multi-function ladder (2 pcs.)*

198314 Mounting plate for ladder gantry and roof box fixin

6 pcs. per ladder gantry necessary. Dim.: approx. 60x60x15 mm





1008686



1005237



212905

■ Equipment walls

Vertical, solid equipment walls, extendable or swivel-type, with and without brackets.

Further information on request.

1008686 Equipment wall, pull-out type, without fittings etc

Length: 514 mm. Height as specified by customer.

1005237 Equipment wall, pull-out type, with fittings etc., hygiene wall

Dim. (LxH): approx. 514x840 mm

212905 Equipment wall, swivelling, right, without fittings etc



145949



145141

■ Sliding carriers for generators and power units, slides for portable pumps

On telescopic rails with practical double (single) handle and push-button lock. Corrosion-resistant thanks to hot galvanization respect. use of aluminium or stainless steel parts. At individual orders the corresponding space required has to be demanded in advance. Customized orders cannot be returned!

145141 Slide 1137x682x193,5 mm, TS/appliance module short, hinged

Dim.: approx. 1137x682x193,5 mm

145949 Slide 1140x1142x195 mm, TS/appliance module TSF-W

Dim.: approx. 1140x1142x195 mm





Sliding carriers for generators and power units, slides for portable pumps

145995 Slide 1527x682x192 mm, TS/appliance module

Dim.: approx. 1527x682x192 mm

220305 Rocker for TS 8 slide

Dim.: approx. 660x615x135 mm

215382 Appliance module for motor pump unit

for Weber hydraulic rescue tool with rapid intervention SP 30, S 90.

215383 Appliance module for generator 5/8 kVA*

1046619 Appliance module compl. for lighting unit*

182969 Empty container for TS-8 slide, LF 8/6

Dim.: approx. 970x710x300 mm

1020685 Appliance module compl. for lighting unit*

Dim.: approx. 1100x770x500 mm

207382 Slide rotatable, length 538 mm, for generator 5 kVA*

for transversely mounted generator 5 kVA, straight drawing-out.
Dim. (LxWxH): approx. 715x577x166 mm. Total space required
(LxWxH): approx. 715x577x683 mm without additional clearance.





207381

207381 Slide rotatable, length 804 mm, for generator 5 kVA
 without bracket for cable reel A1, straight drawing-out and rotating.
 Dim. (LxWxH): approx. 843x476x166 mm. Total space required
 (LxWxH): approx. 843x476x683 mm without additional clearance.

204711 Slide rotatable, length 804 mm, for generator 8 kVA*
 without bracket for cable reel A1, straight drawing-out and rotating.
 Dim. (LxWxH): approx. 843x476x166 mm. Total space required
 (LxWxH): approx. 843x476x683 mm without additional clearance.

214394 Slide rotatable, length 1058 mm, for generator 8 kVA*
 Dim.: approx. 1097x476 mm

**214999 Slide rotatable, length 540 mm, for generator 13 kVA, on
 slide for heavy load**
 Dim.: approx. 710x480x160 mm

**1010461 Slide rotatable, length 540 mm, motor pump unit, slide
 for heavy load**
 Length: approx. 540 mm

**207383 Slide rotatable, length 1135 mm, for generator 5 kVA,
 with one cable drum***

for generator 5 kVA and 1 cable reel A1, straight drawing-out and
 rotating. Dim. (LxWxH): approx. 1189x476x166 mm. Total space
 required (LxWxH): approx. 1189x476x683 mm without additional
 clearance.



214999



1010461

* without illustration





Sliding carriers for generators and power units, slides for portable pumps

204831 Slide rotatable, length 1135 mm, for generator 8 kVA, with one cable drum

for generator 8 kVA and bracket for 1 cable reel A1, straight drawing-out and rotating. Dim. (LxWxH): approx. 1249x476x166 mm. Total space required (LxWxH): approx. 1249x476x683 mm without additional clearance.

213385 Bracket for generator 5/8 kVA, pivoting, right, ALPAS*

Space required: approx. 990x525x675 mm

213386 Bracket for generator 5/8 kVA, pivoting, left, ALPAS*

Space required: approx. 990x525x675 mm

1010727 Slide pivoting, length 1058 mm, for motor pump unit

Slide for heavy loads. Length: approx. 1060 mm

1005014 TS-8 lift with pneumatic stroke 600 mm

Dim.: approx. 1660x780x1000 mm.

At individual orders the corresponding space required has to be demanded in advance. Customized orders cannot be returned!

217519-S Bracket for power blower*

for Tempest blower type 244, with solid rubber tyres.





222308



222310



1044176



1044175



208814



208792



188326



107240



176470



474104



180245



133221

Electrical components

Consoles, searchlights, lights, lamps and contact sensors

Further components on request.

222309 Spotlight AS200 xenon 12 V, Hella*

Close-range illumination, with 4 m connection cable.

222307 Spotlight AS200 xenon 12 V, Hella*

Long-range illumination.

222308 Spotlight AS200 xenon 24 V, Hella

Long-range illumination, with 3 m cable and connection plug.

222310 Spotlight AS200 xenon 24 V, Hella

Close-range illumination, with 4 m connection cable.

1026449 Replacement bulb 12 V/24 V xenon*

35 Watt.

1044176 Holder for spotlight, Hella

1044175 Spotlight H3, Hella

Dim. (LxWxH): approx. 110x100x90 mm

208814 Rubber housing for spotlight, Hella

Dim.: approx. 19x111x90 mm

208792 Spotlight, Hella

Dim. (LxWxH): approx. 190x115x130 mm

188326 Holder for floodlight

with fixing screw M10. Ø: approx. 40x95 mm

107240 Holder for protective cap for electric socket

Ø: approx. 35x22 mm

176470 Charging socket with lid, A 16, DIN 14690

Ø: approx. 64x35x33 mm

474104 Plug with cable bushing

Charger plug for AC, 2-pole, water pressure-tight, IP 68, with bayonet retaining ring and protective cap.

180245 Charging socket with lid and micro switch DIN 14690

Ø: approx. 65x40 mm

133221 Base for lid holder


Ø: approx. 35x4 mm





422401 Base for socket DIN 14690

for art. no. 474307 and 176470. Ø: approx. 63x4 mm



422401

139257 Resolux 102 interior lamp 24 V/9 W

for crew cabin, with switch with 3 positions. Dim.: approx. 242x63,5x32 mm



139257

1041072 Bracket for lamp 9 W, equipment locker centre post

Dim.: approx. 270x47x2 mm



1041072

139255 Resolux 103 interior lamp 24 V/11 W

for crew cabin, with switch with 3 positions. Dim.: approx. 315x68x35 mm



139255

139260 Resolux 103 interior lamp 12 V/11 W

for crew cabin, without switch. Dim.: approx. 315x68x35 mm



139260

139259 Resolux 103 interior lamp 12 V/11 W

for crew cabin, with switch with 3 positions. Dim.: approx. 315x68x35 mm



139259

139256 Resolux 103 interior lamp 24 V/11 W

for crew cabin, without switch. Dim.: approx. 315x68x35 mm



139256

210120 Resolux 103 interior lamp green, 24 V/11 W

Dim.: approx. 315x68x35 mm



210120

1014602 Covering for interior lamp Resolux long

without switch. Dim.: approx. 315x68x35 mm



1014602

1014604 Covering for interior lamp Resolux short

without switch. Dim.: approx. 315x68x35 mm



1014604

1014608 Covering for interior lamp Resolux long

with switch. Dim.: approx. 315x68x35 mm



1014608

1036499 Interior lamp with fluorescent bulb 24 V, 9 W*

without switch.



209568

1063738 Hoop guard Resolux 103*

for interior lamp, from 2000 onwards.

209568 Compact lamp 11 W, Philips Master PLS

Length: approx. 220 mm





209569



152487



152486



226390



161248



164312



204980



216406



216405

209569 Compact flu rescent lamp 9 W, Philips

Length: approx. 150 mm

152487 Reading lamp with flexible metal arm, Osra

12 V, for fixed installation. Length: approx. 580 mm

152486 Reading lamp with flexible metal arm, Osra

24 V, for fixed installation. Length: approx. 580 mm

161248 Side-marker lamp, Hella

Dim.: approx. 110x40x25 mm

164312 Bracket for side-marker lamp, Hella

Dim.: approx. 180x50x30 mm

226390 Side-marker lamp LED, Hella

LED horizontal. Dim.: approx. 130x30x15 mm

226391 Side-marker lamp LED, Hella*

LED vertical. Dim.: approx. 130x30x15 mm

204980 Pane for ambient lighting, roof panel

Length: approx. 6000 mm

216406 Roof panel end strip left, black

Profile height: approx. 200 mm

216405 Roof panel end strip right, black

Profile height: approx. 200 mm

158376 Transistor lighting strip 24 V/18 W*

Dim.: approx. 680x100x60 mm

* without illustration





158375 Transistor lighting strip 24 V/36 W

Dim.: approx. 1300x110x60 mm

1041779 Wedge for transistor lighting strip

Dim.: approx. 95x40x18 mm

210319 Panel for rear ambient lighting, without bores, for 3rd rotating beacon

Small version, e.g. for LF 8/6, RAL 3000. Please order also: searchlight, art. no. 208782, with rubber housing, art. no. 208814 (pls. see page 755). Dim.: approx. 180x210x205 mm

1057771 Housing for rear ambient lighting, white

RAL 9010. Dim.: approx. 900x165x205 mm. We recommend to order as well the art. nos. 208792 and 208814 (pls. see page 755).

1070048 Housing for rear ambient lighting, white*

RAL 3000. Dim.: approx. 900x165x205 mm. We recommend to order as well the art. nos. 208792 and 208814 (pls. see page 755).

185815 Housing for deep-drawn part for ambient lighting

Dim.: approx. 250x170x80 mm

115994 Spotlight 12 V, Hella

without lamp. Dim.: approx. 200x100x90 mm

422064 Bulb halogen H3 24 V/70 W

for spotlight, art. no. 470274 (spotlight old version).

235439 Rear warning system BL 700 yellow

1005604 Cover glass, yellow, for lamp type 42, Hänsch

Dim.: approx. 175x150x20 mm

104841 Peg 30x225 mm

244257 Base mount for pipe

Ø: approx. 30 mm

104840 Bed 5x85, round

for base mount, art. no. 244257. Dim. (HxØ): approx. 5x85 mm



158375



1041779



210319



1057771



185815



115994



422064



235439



1005604



104841



244257



104840





184923



225707

184923 Door contact switch

225707 Rettbox-Air 24 V/16 A

of metal, 3-pole. Dim.: approx. 190x110x105 mm

223694 Suspension device for Rettbox

Dim.: approx. 190x250x105 mm

225706 Coupling socket Airbox 24 V/16 A

3-pole.



223694



225706

225704 Rettbox 24 V/16 A

of metal VA, 3-pole.

225705 Coupling socket Rettbox 24 V/16 A*

3-pole.

232628 Suspension device for Airbox

Dim.: approx. 190x250x105 mm

134197 Built-in plug CEE 230 V/16 A

White. Dim.: approx. 110x110x110 mm



225704



232628

■ Carrier for one-man reel

At inquiries the exact vehicle data (type, year of construction and manufacturer) incl. weight list, if any, are required.

1040560 Combination bracket for mobile hose reel

Size of handle: 420, dim.: approx. 500x420x210 mm

1063132 Combination bracket for mobile hose reel

Size of handle: 675, dim.: approx. 750x420x210 mm

213997 Carrier for one-man reel, 2 pcs., not exceeding the width of vehicle



134197



1040560



1063132



213997

* without illustration





1010617 Carrier for one-man reel, 2 pcs., pivoting outside the width of the vehicle, Alpas-2, Atego road-going

1030287 Carrier for mobile hose reel, 1 pc., centre mounted, pivoting

213241 Carrier for one-man reel, centre mounted, rigid

1004485 Toggle lock for pivoting reel bracket

1049100 Safety catch for toggle lock

1049101 Leg spring for toggle lock

617409 Grooved dowel pin 5x40

019114 Hand crank for mobile hose reel*



1010617



1030287



213241

■ Pressure hose reels

We offer hose reels for quick-intervention units for the installation in vehicles in two basic types:

- coiling by hand crank (direct drive)
- electrical coiling

The advantages of all hose reels are as follows:

- safe operation with normal and high pressure
- suitable for right-hand or left-hand installation
- for coiling of hoses of different lengths and different diameters
- equipment with all coupling systems
- adjustable brake and clamping device
- simple fixing (only 4 screws are required)

1048667 Pressure hose reel '08, 500x665 right

1048681 Pressure hose reel '08, 500x665 right*

for chain wheel drive.

215150 Hose guide for pressure hose reel 665 right

215149 Hose guide for pressure hose reel 665 left*

215148 Hose guide for pressure hose reel 815 left*

215137 Hose guide for pressure hose reel 815 right*



1004485



1049100



1049101



617409



1048667



215150





183050



100721


183050 Crank 700 mm, compl., lightmast version
for lightmast mounting in the rear of the vehicle (extended version).

100721 Crank 500 mm, compl., standard
for pressure hose reel. Length: approx. 500 mm, AF 19

168224 Transition piece G 1" - C
for pressure hose reel.



168224



194810

■ Storage boxes for roof mounting

All roof boxes are provided with lids of gas-spring mechanism. Material: aluminium chequered plate. Since the correct gas springs have to be provided kindly state in case of order whether a ladder bracket has to be mounted on the lid.

194810 Roof box 3200x660x300 mm, with lid, without ladder gantry

Lid with gas-spring mechanism. Dim. (LxWxH): on request. When ordering please state if the roof storage box will be mounted with or without ladder gantry enabling us to use the right gas springs.



179384



122013

179384 Bearing block for gas cylinder
Dim.: approx. 60x30x50 mm

122013 Gas spring 100 N



116111



151374

116111 Handle 20x280
of hard rubber. Dim.: approx. 20x280 mm

151374 Hinge for roof box
Dim.: approx. 50x40x4 mm



195068



123141

195068 Toggle clamp, adjustable

123141 Toggle type fastener
of stainless steel.



132929



113180

132929 Hook
for fastener, art. no. 123141.

113180 Rings for ventilation 45 mm Ø, aluminium
Ø: approx. 52/45 mm

198314 Mounting plate for ladder gantry and roof box fixing
Dim.: approx. 60x60x15 mm





Containers and brackets

152623 Container 125x125x105

of grey synthetic material, for portable spotlight. Dim. (LxWxH): approx. 125x125x105 mm

130701 Container 257x73x150

of black synthetic material. Dim. (LxWxH): approx. 257x73x150 mm

222456 Container 315x185x150

of black synthetic material. Dim. (LxWxH): approx. 315x185x150 mm

206342 Container 325x160x150

sloped, of black synthetic material. Dim. (LxWxH): approx. 325x160x150 mm

128172 Container 355x145x100

of black synthetic material. Dim. (LxWxH): approx. 355x145x100 mm

130702 Container 380x190x150

sloped, of black synthetic material, for jerry can of 10 or 20 l. Dim. (LxWxH): approx. 380x190x150 mm

214915 Container 415x150x150

sloped, of black synthetic material. Dim. (LxWxH): approx. 415x150x150 mm

206343 Container 485x190x150

sloped, of black synthetic material. Dim. (LxWxH): approx. 485x190x150 mm

213994 Container 400x300x170


grey, of high density polyethylene, sides and bottom closed. Dim. (LxWxH): approx. 400x300x170 mm

222464 Container 500x115x100 for warning triangle

of black synthetic material. Dim. (LxWxH): approx. 500x115x100 mm



152623



130701



222456



206342



128172



130702



214915



206343




213994



222464





186951

186951 Container 1180x90x50



131219

131219 Container for coupling wrench

Dim.: approx. 420x55x25 mm



208349

208355 Guide rail L 50-S1, L = 475 mm*

for container of synthetic material or aluminium, of stainless steel, bevelled, with rubber roller and buffer stop.

208349 Guide rail L 50-S2, L = 475 mm

for container of synthetic material or aluminium, of stainless steel, bevelled, with rubber roller and buffer stop.



208356

208356 Guide rail L 50-S1, L = 545 mm

for container of synthetic material or aluminium, of stainless steel, bevelled, with rubber roller and buffer stop.



208350

208350 Guide rail L 50-S2, L = 545 mm

for container of synthetic material or aluminium, of stainless steel, bevelled, with rubber roller and buffer stop.

208357 Guide rail L 50-S1, L = 625 mm

for container of synthetic material or aluminium, of stainless steel, bevelled, with rubber roller and buffer stop.



208357

208351 Guide rail L 50-S2, L = 626 mm

for container of synthetic material or aluminium, of stainless steel, bevelled, with rubber roller and buffer stop.



208351

203763 Bracket for rescue line

Dim.: approx. 370x150x130 mm. Further lengths on request!



203763

1017365 Bracket for branchpipe, hanging, for turbo fighter AWG 2000/2

Dim.: approx. 150x120x170 mm



1017365

216443 Bracket for chain saw

Dim.: approx. 465x270x130 mm



216443

145616 Bracket for distributor B, vertical storage

Dim.: approx. 290x210x130 mm



145616

* without illustration



**165747 Bracket for distributor B/CBC, deep-drawn part of synthetic material**

Dim.: approx. 340x340x100 mm, with elastic cord of 220 mm, art. no. 101333.

216324 Bracket for distributor BB/CBC

Dim.: approx. 365x500x15 mm

202316 Bracket for water shield C + B

Dim.: approx. 195x100x40 mm

1004235 Bracket for signalling disc left on BA bracket in driver/crew cabin

Bolt handle left. Dim.: approx. 130x100x60 mm

1004194 Bracket for signalling disc right on BA bracket in driver/crew cabin

Bolt handle right. Dim.: approx. 130x100x60 mm

199294 Bracket for proportioner Z2, Z4, Z8, hanging/horizontal

Dim.: approx. 275x120x20 mm

133882-S Bracket for proportioner Z4, horizontal, base sheet***193111 Bracket for foam pistol KR 03/90, LF 8/6**

Dim. (LxWxH): approx. 570x130x20 mm

198742 Bracket for foam pipe S2, horizontal

Dim. (LxWxH): approx. 735x95x30 mm

198729 Bracket for foam pipe S4, horizontal

Dim. (LxWxH): approx. 845x110x30 mm

201564 Trough for foam pipe KR-S/M4, horizontal and vertical

Dim. (LxWxH): approx. 855x255x90 mm

134289 Trough for foam pipe M4

Horizontal installation. Dim. (LxWxH): approx. 625x250x90 mm

188422 Trough for two foam agent cans

of stainless steel, for 2 jerry cans arranged one after another. Dim. (LxWxH): approx. 745x205x155 mm



165747



216324



202316



1004235



1004194



199294



193111



198742



198729



201564



134289



188422





184700



195122



1017330



137022



102306



137023



102303



136864



136865



213226



1039054



1003885

184700 Handle for foam pipe M4

Dim. (LxWxH): approx. 250x90x30 mm

195122 Bracket for two supporting elbows, hanging

Dim. (LxWxH): approx. 445x150x140 mm

1017330 Bracket for branchpipe, hanging

Dim.: approx. 150x170x120 mm

137022 Tube left D1 = 90

Dim. (LxØ): approx. 450x90 mm

102306 Tube right D1 = 90

Dim. (LxØ): approx. 450x90 mm

137023 Mounting tube left D1 = 110

Dim. (LxØ): approx. 450x110 mm

102303 Mounting tube right D1 = 110

Dim. (LxØ): approx. 450x110 mm

136864 Pipe clamp 90

136865 Pipe clamp 110

213226 Hose box form A X-B

At individual orders the corresponding space required has to be demanded in advance. Customized orders cannot be returned!

1039054 Hose box form A X-C

At individual orders the corresponding space required has to be demanded in advance. Customized orders cannot be returned!

1003885 Hose bed B, hinged

Dim. (LxWxH): approx. 450x155x490 mm

163063 Bracket for three hose carrying baskets, standing*

* without illustration





163064 Bracket for four hose carrying baskets, standing



163064

227796 Storage shelf for hose carrying basket

pre-assembled. Dim: approx. 885x530x40 mm



227796

201832 Bracket for rescue cylinder, horizontal/upright

Dim.: approx. 750x120x120 mm



201832



219033

212345 Bracket for 6 traffic cones, 500 mm hig

Dim.: approx. 395x320x240 mm



212345



211687

211687 Bracket for traffic cone, standing, without containe

Dim.: approx. 315x50x185 mm

209769 Bracket for 2 - 8 traffic cones, 500 mm hig

Dim.: approx. 445x320x185 mm



209769



230554

230554 Bracket for 2 - 8 traffic cones, 750 mm hig

Dim.: approx. 445x455x270 mm

1001777 Bracket for traffic cone, hangin

Dim.: approx. 320x220x390 mm



1001777



204183

145316 Bracket for exhaust gas hose, Ø 85, length 2500 mm

Dim.: approx. 2500x110x110 mm

124112 Bracket for exhaust gas hose, Ø 50, length 1500 mm*

Dim.: approx. 1500x70x70 mm



145316

134232 Bracket for exhaust gas hose, Ø 102, length 2500 mm*

Dim.: approx. 2500x125x125 mm

204183 Bracket for exhaust gas hose, Ø 50, length 1500 mm

041904 Coupling disc size A of synthetic material*

041905 Coupling disc size B of synthetic material*

041906 Coupling disc size C of synthetic material*

* without illustration





101932



129991



241705



241706



130001



129989



241701



129999



129674



129675



129676



101331

101932 Clamp spring A 7x15 silver

Spring Ø 7 - 10, spring height 15.

129991 Clamp spring A 25x39 silver

Spring Ø 25 - 35, spring height 39.

241705 Clamp spring A 30x37 silver

Plastic coated, spring Ø 30 - 40, spring height 37.

241706 Clamp spring A 36x36 silver

Plastic coated, spring Ø 36 - 50, spring height 36.

130001 Clamp spring B 16x30 silver

Spring Ø 16 - 25, spring height 30.

129989 Clamp spring B 30x57 silver

Spring Ø 37 - 45, spring height 57.

241701 Clamp spring C 18x10 silver

Plastic coated, spring Ø 18 - 22, spring height 10.

129999 Clamp spring C 31x16,5 silver

Spring Ø 31 - 35, spring height 16,5.

129674 Clamp D = 50

of PU, black. Dim.: approx. 110x30x75 mm

129675 Clamp D = 60

of PU, black. Dim.: approx. 110x30x75 mm

129676 Clamp D = 65

of PU, black. Dim.: approx. 110x30x75 mm

106867 Elastic strap, length 145 mm*

with eye and hook.

101331 Elastic strap, length 165 mm

with eye and hook.

101333 Elastic strap, length 220 mm*

with eye and hook.

101742 Elastic strap, length 300 mm*

with eye and hook.

101743 Elastic strap, length 350 mm*

with eye and hook.

101744 Elastic strap, length 400 mm*

with eye and hook.

101745 Elastic strap, length 510 mm*

with eye and hook.





128438 Elastic strap, length 575 mm

with eye and hook.

138141 Peg for spotlight and mounting bridge

Dim.: approx. 75x40 mm

115975 Peg A 55x40, size C

115976 Peg A 75x40, size B

217213 Bracket for cable reel 230 V, heavy industrial design

Dim.: approx. 320x230x30 mm

217214 Bracket for cable reel 400 V, heavy industrial design*

Dim.: approx. 320x230x30 mm

204857 Bracket for cable reel 1x A1 with strap*

Dim.: approx. 315x285x30 mm

1027745 Branch guard for rotating beacon B2 left, MAN TGL/M

Dim.: approx. 290x370x270 mm

118298 Container for wire rope

Dim.: approx. 475x350x100 mm

1060483 Container for rescue saw

Dim.: approx. 1000x350x150 mm

1051233 Container transverse for rescue saw*

with partitions. Dim.: approx. 880x400x200 mm

226329 Container for submersible pump

with removal stop. Dim.: approx. 520x400x175 mm

1007270 Container for cut-off machine


with partitions. Dim.: approx. 100x340x150 mm

1024822 Bracket for control panel

Dim.: approx. 320x415x60 mm

242455 Bracket for fire extinguisher HiCAFS

Dim.: approx. 220x220x390 mm





231612



202429



1024500

231612 Beam for floodlight

To mount on the peg. For 2 floodlights of 500 W or 1000 W. Dim.: approx. 600x215x450 mm

202429 Bracket for floodlights, transverse to direction of travel

Dim.: approx. 725x195x100 mm

1024500 Bracket for floodlights, upright longitudinal in driving direction

Dim.: approx. 607x186x103 mm

058132 Quiver for flashing warning light "ULO"*

Dim.: approx. 260x125x70 mm

1011657 Bracket for BA control board DrägerMan PSS Merlin*

Swing-out type.

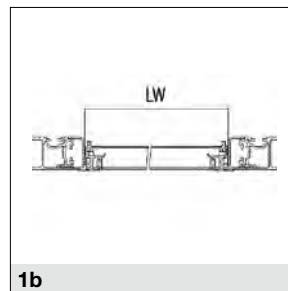
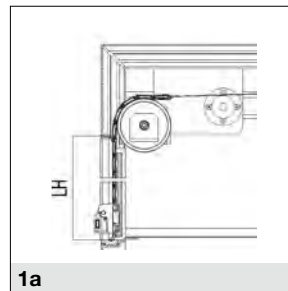




FLR – Guide rails for roller shutters

Roller shutter underneath roof of superstructure

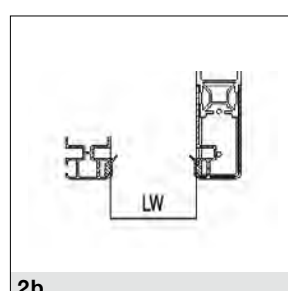
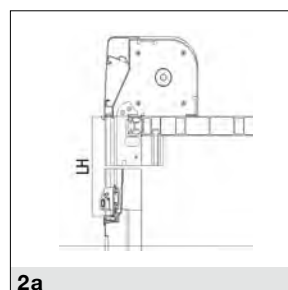
- 1 Depiction of a roller shutter with guide rails.
- 1a Depiction of the clear height of the equipment locker (LH) for roller shutters with guide rails. The clear height of the equipment locker (LH) is taken from the upper edge of the sill to the lower edge of the roof blind.
- 1b Depiction of the clear width of the equipment locker (LW) for roller shutters with guide rails. The clear width of the equipment locker (LW) is taken from the left superstructure blind to the right superstructure blind.



ZOR – ZIEGLER optimised roller shutter

Rolling of the shutter within the top blind of the superstructure

- 2 Depiction of a ZOR roller shutter.
- 2a Depiction of the clear height of the equipment locker (LH) for ZOR roller shutters. The clear height of the equipment locker (LH) is taken from the upper edge of the sill to the lower edge of the roof blind.
- 2b Depiction of the clear width of the equipment locker (LW) for ZOR roller shutters. The clear width of the equipment locker (LW) is taken from the left superstructure blind to the right superstructure blind.





Rear side of locking band

On the rear side of the locking band is a label with details of the roller shutter such as length of the lamellas, length of locking band and form of lamellas (corrugated).

Depending on the type of roller shutter one has to use the order-forms “order structure AZ roller shutter locking”, art. no. 185748 (type FLR) or “order structure for AZ roller shutter locking ZOR”, art. no. 1048774 (type ZOR).

017023	Locking band with AZ-lock	on request
	lockable.	
017020	Locking band with AZ-lock**	on request
	not lockable.	
230785	Locking band double push button hand grip**	on request
	lockable.	
230784	Locking band double push button hand grip**	on request
	not lockable.	
176333-S	Double push button hand grip with cylinder lock**	on request
176334-S	Double push button hand grip with push button**	on request
121681	Double push button hand grip**	on request
122218-S	Push button grey complete**	on request
122217-S	Push button red complete**	on request





AZ roller shutters

The AZ shutter is used to close dust-proof and largely water-tight equipment lockers or similar. AZ shutters will be supplied as installation kits in the desired dimensions with the necessary accessories. For your inquiry respectively order please demand the form "Order structure AZ shutter" where the dimensions required for an offer have to be stated.

The roller shutter will be pre-finished mounted and will be installed in the equipment locker. The height of the equipment locker opening determines the quantity of lamellas and the diameter of the rolled-up AZ shutter.

The installation kit includes the guiding profiles, sealings, spring shaft and all mounting parts as well as the magnet switch.

121681 Double push button hand grip

to unlock by push button. Dim.: approx. 300x32x39 mm

122218-S Push button grey

compl. with disc and spring.

122570 Push button hand grip

to unlock by push button.

122217-S Push button red

compl. with disc and spring.

168482-S Push button with locking cylinder*

121794 Bolt duct for AZ roller shutter up to 1997

121795 Bolt right for AZ roller shutter up to 1997

121796 Bolt left for AZ roller shutter up to 1997

218775 Tension spring 0,6x3,3x24,8

to lock the lock ledge.

105130 Bolt holder for AZ roller shutter

105120 Sliding shoe for AZ roller shutter up to 1997

172270 Bolt holder 95x10x10*

with nib 2 mm. Dim.: approx. 95x10x10

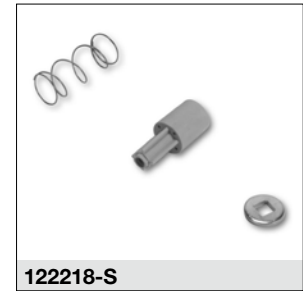
172271 Bolt holder 95x10x10

with nib 3 mm. Dim.: approx. 95x10x10

175124 Bolt duct left for AZ roller shutter from 1997 onwards



121681



122218-S



122570



122217-S




121794



121795



121796



218775



105130



105120



172271



175124





175146



175148



176414



185239



185240



614525



175425



225108



225109



225110



222906



224518

175146 Bolt duct right for AZ roller shutter from 1997 onwards

175148 Bolt left for AZ roller shutter from 1997 onwards

176414 Bolt right for AZ roller shutter from 1997 onwards

185239 Sliding shoe, left version, for AZ roller shutter from 1997 onwards

185240 Sliding shoe, right version, for AZ roller shutter from 1997 onwards

614525 Slotted nut M4

175425 Ledge screw M4x12

225108 Locking device for AZ lock left

225109 Locking device for AZ lock right

225110 Locking device for AZ lock centre

222906 Rectangular tube for AZ lock 20x10x1,5

224518 Rectangular plug 20x10, black





224179 Lever lock with bolt for AZ lock ledge



172757 Roller shutter belt, 25 mm wide
black.



172670 Roller shutter belt, 19 mm wide, length = xxxx
black.

224179

172757

226100 Sealing profile for roller shutter*
for guide gib profile

192831 Sealing profile for roller shutter, length = xxxx, lateral
guidance
for AZ guiding profile



172670

192831

172192 Sealing profile for lock profile, width = xxx

175511 Fill-strip profile with hollow bead 4 m



172192

175511

103221 Magnet switch 24 V right, up to 1997
grey, with connecting cable.

103223 Magnet for magnet switch AZ



103221

103223

198718 Magnet switch with flat pin plug IP 6
for AZ shutters from 1997 onwards.

177065 Magnet for magnet switch



198718

177065

141440 Magnet switch IP 67, right
grey, 12 - 24 VDC, 0,8 A.



141440





164369



121681



122217-S

Slide trays

Tilt and slide trays of aluminium alloy profile

Mechanism allows tray to slide out and be removed from rack. Damped action when reaching extended position. Latch release by push button in dual grip handle (ZIEGLER). Within the max. dimensions of approx. 2200x1000 mm trays can be manufactured to almost any size. Scope of delivery includes guide rails, stoppers and roller bearings.

Dimensions:

Height of rim: 125 mm, required clearance depending on installation and/or equipment accommodated in tray.

Inner width = A - 54 mm

Inner length = B - 44 mm

Max. load approx. 100 kg

How to order?

1. Measure depth of space available (FT)
2. Measure width of space available (FB)
3. Depth of tray B = FT - 110 mm
4. Width of tray A = FB - 48 mm
5. Length of guide rails
 $F = B + 100 \text{ mm}$
 (Guide rails to be cut to length during installation.)

Determine sizes A + B and order.

164369 Slide A1

Slide-to-measure.

121681 Double push button hand grip

to unlock by push button. Dim.: approx. 300x32x39 mm

122217-S Push button red

compl. with disc and spring.

161969 Roll holder with ball bearing, left*

161970 Roll holder with ball bearing, right*

122382 Endpiece for drawer up to 1996*

163132 Endpiece for drawer from 1996*



■ Fire hose trays

of aluminium alloy profiles. Mechanism allows tray to slide out and be removed from rack. Damped action when reaching extended position. Cut-out hand grips in the side rims facilitate removal of tray. Latch release by push button in dual grip handle (ZIEGLER). An opening in the front rim of the tray allows hoses to be pulled out. Within the max. dimensions of approx. 2200x1000 mm trays can be manufactured to almost any size. Scope of delivery includes guide rails, stoppers and roller bearings.

Dimensions:

Height of rim: 135 mm, required clearance depending on installation.
Inner width = A - 54 mm
Inner length = B - 44 mm
Max. load approx. 80 kg of size B fire hose/m².

How to order?

1. Measure depth of space available (FT)
2. Measure width of space available (FB)
3. Depth of tray B = FT - 130 mm
4. Width of tray A = FB - 24 mm
5. Length of guide rails F = B
(Guide rails to be cut to length during installation.)

Determine sizes A + B and order.

The opening in the front rim is always in the centre of the width (A).

164780 Fire hose slide tray

Slide-to-measure.

121681 Double push button hand grip

to unlock by push button. Dim.: approx. 300x32x39 mm

122570 Push button hand grip

to unlock by push button.

122217-S Push button red

compl. with disc and spring.

161969 Roll holder with ball bearing, left*

161970 Roll holder with ball bearing, right*

122382 Endpiece for drawer up to 1996*

163132 Endpiece for drawer from 1996*



164780



121681



122570



122217-S



104615



161465



163496



163632



163633



163498



163500



163634



163635



136965



186059



136548

■ Attachments crew cab and body structure

104615 End strip

for tailboard flaps. Dim.: approx. 44x60x514 mm

161465 End strip left

Recess A+B. Dim.: approx. 530x57x40 mm

163496 End strip left

Recess A. Dim.: approx. 530x57x40 mm

163632 End strip left

Recess B. Dim.: approx. 530x57x40 mm

163633 End strip left

without recess. Dim.: approx. 530x57x40 mm

163498 End strip right

Recess A+B. Dim.: approx. 530x57x40 mm

163500 End strip right

Recess A. Dim.: approx. 530x57x40 mm

163634 End strip right

Recess B. Dim.: approx. 530x57x40 mm

163635 End strip right

without recess. Dim.: approx. 530x57x40 mm

136965 Buffer strip for tailboard flap

186059 Sealing profile for tailboard

136548 Profile edgin



183907 Profile edging for sill



183907

130377 Reflect r, yellow

Dim.: approx. 61,7x35,7 mm



130377

133412 Flashing light

for tailboard flaps. Dim.: approx. 58x34x50 mm



133412

1016882 Magnet switch IP 67 1Ö

for wall flaps



1016882

199570 Magnet, round bar, 8x24


for wall flaps



199570

136424 Rain stop

of black synthetic material, with double sided adhesive tape. Dim.: approx. 2x 23,5x18x15 mm



136424

205192 Interior trim right, compl. 1999 - 2007

Crew cabin doors Atego.



205192

205191 Interior trim left, compl. 1999 - 2007

Crew cabin doors Atego.



205191

1019361 Interior trim right, compl. from 2007 onwards*

Atego and MAN TGL/TGM.



187010

1019362 Interior trim left, compl. from 2007 onwards*

Atego and MAN TGL/TGM.



225672

187010 Slot nut 23x10x100, 3x M8

Profile system 45 - slot nut. Dim.: approx. 23x10x100 mm

225672 Lid for storage pocket compl.

201029 Mud guard left, Atego - road-going



201029

201028 Mud guard right, Atego - road-going



201028





201030



201031



1013072



1013073



1017752



1017753



116296



117376

201030 Mud guard left, Atego - all wheel drive

201031 Mud guard right, Atego - all wheel drive

1013072 Mud guard left, MAN TGL - road-going

1013073 Mud guard right, MAN TGL - road-going

1017752 Mud guard left, MAN TGL - all wheel drive

1017753 Mud guard right, MAN TGL - all wheel drive

116296 Rubber mud guard, right*

117376 Rubber mud guard, left*

All mud guards are standard-type unpainted, paintwork against extra charge!

